


The adaptive value of flowering time in wild radish (*Raphanus raphanistrum*)

Ci Sun¹, Michael B. Ashworth² , Ken Flower³, Martin M. Vila-Aiub⁴, Roberto Lujan Rocha⁵ and Hugh J. Beckie⁶

Research Article

Cite this article: Sun C, Ashworth MB, Flower K, Vila-Aiub MM, Rocha RL, Beckie HJ (2021). The adaptive value of flowering time in wild radish (*Raphanus raphanistrum*). *Weed Sci.* doi: [10.1017/wsc.2021.5](https://doi.org/10.1017/wsc.2021.5)

Received: 7 July 2020

Revised: 1 September 2020

Accepted: 15 January 2021

Associate Editor:

Debalin Sarangi, University of Minnesota

Keywords:

Flowering height; harvest weed seed control; phenotypic resistance; relative growth rate; wheat competition

Author for correspondence:

Michael B. Ashworth, Australian Herbicide Resistance Initiative (M086), University of Western Australia, 35 Stirling Highway, Crawley, WA 6009, Australia.
(Email: mike.ashworth@uwa.edu.au)

¹Research Student, Australian Herbicide Resistance Initiative, School of Agriculture and Environment, University of Western Australia, Perth, Australia; ²Research Fellow, Australian Herbicide Resistance Initiative, School of Agriculture and Environment, University of Western Australia, Perth, Australia; ³Associate Professor, Faculty of Science, UWA School of Agriculture and Environment, University of Western Australia, Perth, Australia; ⁴Adjunct Senior Lecturer, School of Agriculture and Environment, University of Western Australia, Perth, Australia, and Argentinean Research Council (IFEVA-CONICET), Facultad de Agronomía, Universidad de Buenos Aires, Buenos Aires, Argentina; ⁵Senior Research Officer, Australian Herbicide Resistance Initiative, School of Agriculture and Environment, University of Western Australia, Perth, Australia and ⁶Professor, Australian Herbicide Resistance Initiative, School of Agriculture and Environment, University of Western Australia, Perth, Australia

Abstract

Harvest weed seed control (HWSC) is a weed management technique that intercepts and destroys weed seeds before they replenish the soil weed seedbank and can be used to control herbicide-resistant weeds in global cropping systems. Wild radish (*Raphanus raphanistrum* L.) is a problematic, globally distributed weed species that is considered highly susceptible to HWSC, as it retains much of its seed on the plant during grain harvest. However, previous studies have demonstrated that *R. raphanistrum* is capable of adapting its life cycle, in particular its flowering time, to allow individuals more time to mature and potentially shed seeds before harvest, thereby evading HWSC interception. This study compared the vegetative growth plus physiological and ecological fitness of an early-flowering *R. raphanistrum* biotype with an unselected genetically related biotype to determine whether physiological costs of early flowering exist when in competition with wheat (*Triticum aestivum* L.). Early flowering time adaptation in *R. raphanistrum* did not change the relative growth rate or competitive ability of *R. raphanistrum*. However, the height of first flower was reduced in the early flowering time-selected population, indicating that this population would retain more pods below the typical harvest cutting height (15 cm) used in HWSC. The presence of wheat competition (160 to 200 plants m⁻²) increased flowering height in the early flowering time-selected population, which would likely increase the susceptibility of early-flowering *R. raphanistrum* plants to HWSC. Overall, early-flowering adaptation in *R. raphanistrum* is a possible strategy to escape being captured by the HWSC; however, increasing crop competition is likely to be an effective strategy to maintain the effectiveness of HWSC.

Introduction

Wild radish (*Raphanus raphanistrum* L.) is a global weed species that is considered to be the most problematic broadleaf weed in Australian dryland cropping systems (Alemseged 2001), resulting in negative effects on crop yields (Blackshaw et al. 2002; Cheam and Code 1995; Cousens et al. 2001; Eslami et al. 2006; Hashem and Wilkins 2002). Due to the widespread occurrence of multiple herbicide-resistant *R. raphanistrum* biotypes in response to past herbicide use (Owen et al. 2015; Walsh et al. 2007), nonchemical tactics such as harvest weed seed control (HWSC) are relied upon to reduce the seedbanks of this weed species.

HWSC targets multiple weeds in crops, including *R. raphanistrum*, by intercepting and destroying their seeds (in the chaff fraction) during the crop harvest process, before they can enter the soil weed seedbank (Walsh et al. 2013). A number of tactics have been developed, including: (1) chaff carts pulled behind the combine harvester, which collect the chaff that contains the weed seeds; (2) narrow windrow burning that concentrates chaff and straw residues into narrow bands for subsequent burning; (3) the harvester bale-direct system that bales weed seed-containing chaff and straw residues directly into bales for export from the field; (4) chaff tramlining, in which the weed seed-containing chaff is deposited onto confined areas that are conducive to weed seed mortality, such as compacted wheel tracks in controlled traffic farming systems; (5) chaff lining, in which chaff is funneled into a narrow band behind the harvester and allowed to decompose or emerged weed seedlings are herbicide treated; and (6) integrated mill systems (e.g., integrated Harrington Seed Destructor) (Norsworthy et al. 2016; Shirliffe and Entz 2005; Walsh and Powles 2007; Walsh and Newman 2007; Walsh et al. 2013).

© The Author(s), 2021. Published by Cambridge University Press on behalf of the Weed Science Society of America.



Evolution in weeds has demonstrated that recurrent use of any single management tactic (herbicidal or non-herbicidal) will inevitably result in selection for resistance or evasion (Powles and Yu 2010), especially in genetically diverse weed species like *R. raphanistrum* (Conner et al. 2003; Madhou et al. 2005). Earlier flowering is regarded as a potential survival strategy to escape HWSC (Ashworth et al. 2016; Walsh et al. 2013). Earlier-flowering biotypes will have a longer period to mature and shed their seed pods before harvest, thereby reducing seed interception at harvest (Ashworth et al. 2016; Walsh et al. 2013). Previous studies have shown that plants can rapidly adapt their flowering time in response to selection (Chuine 2010; Elzinga et al. 2007). Therefore, the continuous use of HWSC can potentially select for plant phenological adaptation such as early-flowering time.

Flowering time is a crucial life-history trait for annual plants (Mazer 1987; Vermeulen 2015). Correlations between flowering-time changes and some fitness components have been reported (Ehrlén 2015; Vermeulen 2015). As there has been widespread adoption of HWSC in Australia (Walsh et al. 2013) and increasing interest in HWSC globally (Walsh et al. 2018b), it is likely that selection will occur for HWSC-evading biotypes, such as early-flowering time in *R. raphanistrum* (Ashworth et al. 2016). Therefore, it is important to determine whether an early-flowering biotype will incur a growth or ecological penalty in a highly competitive cropping situation, which then may be exploited to counter the advantage of the adaptation. For example, crop competition has been demonstrated to be highly effective at reducing the seed production of weeds exhibiting herbicide-resistance mutations associated with a fitness cost (Han et al. 2017; Menchari et al. 2008; Pedersen et al. 2007; Roux et al. 2004; Tardif et al. 2006; Vila-Aiub et al. 2009; Walsh et al. 2009). Crop competition reduces the photosynthetically active radiation (PAR) available to shade-intolerant annual weeds like *R. raphanistrum*, resulting in a more erect, slender, and elongated phenotype (Morgan et al. 2002; Vandebussche et al. 2005) that retains seeds at a greater height on the plant. Reduced PAR has also been demonstrated to delay the initiation of flowering compared with the same biotype in the absence of competition, likely resulting in increased seed retention before harvest (Vermeulen 2015). The objectives of this study were to: (1) investigate the effect of the early-flowering adaptation on *R. raphanistrum* growth and (2) determine whether an early-flowering *R. raphanistrum* population exhibited reduced biomass production and altered phenology and/or morphology when in competition with wheat (*Triticum aestivum* L.).

Materials and Methods

Plant Material

Two *R. raphanistrum* populations previously selected for substantial differences in flowering time were used in this study (Ashworth et al. 2016). The WARR7 population (referred to hereafter as G0) was originally collected in 1999 from Yuna, WA, Australia (28.34°S, 115.01°E), before exposure to agronomic practices such as HWSC (Walsh et al. 2013). In the study by Ashworth et al. (2016), an early-flowering population EF5 was produced following five generations of recurrent early flowering time selection from the basal G0 population in the absence of moisture or nutrient stress. Importantly, for this study, the EF5 population had a similar genetic background, as it was directly selected from the original G0 population (Ashworth et al. 2016). To maintain viability, both populations were stored at <4 C at a relative humidity of <22% for 2 yr

before this study. For crop competition studies, the wheat cultivar ‘Scepter’ was used (Australian Grain Technologies, Glen Osmond, SA, Australia).

Assessment of the Initial Seedling Growth

The initial seedling growth (as measured by biomass) of the two *R. raphanistrum* populations was evaluated under controlled conditions for the first 14 d after emergence (DAE). Seeds of similar size were selected and sterilized using 70% ethanol and 4% NaClO before being germinated on MS medium (Murashige and Skoog 1962) (MS Basal Salt Mixture, M5524, Sigma Chemicals, Sydney, NSW, Australia) at room temperature (20 C), in darkness for 2 d. Seedlings with radicles of similar length were individually transplanted into a closed sterilized vessel (66-mm diameter, 86-mm depth, Lavserv container, 250ml, PC natural PP screw cap, Thermo Fisher Scientific, Melbourne, VIC, Australia) containing 30 ml of MS medium (one seedling per vessel). Seedlings were incubated at alternating 25/20 C day/night temperatures, with a 12-h photoperiod and PAR of 530 $\mu\text{mol m}^{-2} \text{s}^{-1}$. Six seedlings per population were removed from the media and fresh weight was determined at 3, 9, and 14 DAE.

Assessment of Seedling Growth Rate

Two studies (either without competition or in competition with wheat) were conducted under glasshouse conditions at the University of Western Australia plant growth facility (31.98°S, 115.82°E). First, *R. raphanistrum* seeds were pregerminated on water-solidified agar (6 g L⁻¹) at 25/15 C in the dark for 2 d, and then 40 seedlings with radicles of similar length (five replicates and four sampling times for each of the EF5 and G0 populations) were individually transplanted into pots (180-mm diameter, 150-mm depth) containing standard potting mixture (25% peat moss, 25% sand, and 50% mulched pine bark). All plants were fertilized weekly using 1 g of Scotts Cal-Mg grower plus TM soluble fertilizer (N 19%, P 8%, K 16%, trace elements; Campbells Fertilisers, Laverton North, VIC, Australia). They were irrigated every 6 h to field capacity using an automated irrigation system and periodically re-randomized. At 14, 18, 22, and 26 DAE, plants were harvested aboveground by cutting at the soil level. The leaf area (L_A) was determined using a digital leaf area meter (LI-COR 3100C, Biosciences, Lincoln, NE, USA). The leaf biomass (W_L) and remaining total aboveground biomass (W_{NL}) were separated, dried for 72 h at 65 C, and weighed. At 25 DAE, leaf CO₂ assimilation rates ($\mu\text{mol m}^{-2} \text{s}^{-1}$) were assessed for each population using a portable infrared analyzer (LI-6400XT, Li-Cor BioSciences, Lincoln, NE, USA). The gas exchange measurements were carried out at a photon flux density of 1,500 $\mu\text{mol m}^{-2} \text{s}^{-1}$. The leaves were exposed to 500 $\mu\text{mol CO}_2 \text{ mol}^{-1}$ air during measurements using the built-in LI-6400XT CO₂ controller, and the block temperature was set to 20 C.

Secondly, 10 wheat seeds (equivalent to a crop density of 200 plants m⁻²; Figure 1E) were planted (1-cm depth) into each pot (250-mm diameter, 230-mm depth), using a seeding template to ensure uniform plant spacing and distances from each plant to the center of the pot. At 14 d after wheat seedling emergence, a single pregerminated *R. raphanistrum* seedling was transplanted into the center of each wheat-containing pot. All plants were fertilized and watered as previously described. At 14, 18, 22, and 26 DAE, aboveground biomass, L_A , W_L , and W_{NL} were assessed as previously described.

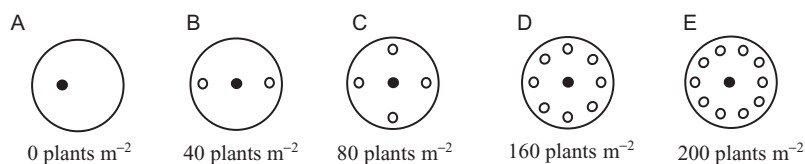


Figure 1. Overview of the target neighborhood experimental design to assess competitive responses of early flowering–selected (EF5) and unselected (G0) *Raphanus raphanistrum* populations to increasing wheat competition. Closed circles represent individual *Raphanus raphanistrum* plants, and open circles represents “neighboring” wheat plants at different densities.

Assessment of Plant Performance in the Presence and Absence of Competition

During the normal growing season for *R. raphanistrum* in the Southern Hemisphere (June to November), a target neighborhood competition study was conducted in outdoor conditions at the University of Western Australia Shenton Park research station (31.95°S, 115.80°E) to assess the effect of increasing densities of wheat competition on the growth of flowering time–divergent *R. raphanistrum* populations. In this study, the EF5 and G0 populations were germinated and transplanted into similar-sized pots as previously described. Wheat seeds were sown as previously described at increasing densities (0, 40, 80, 160, and 200 plants m⁻², corresponding to 0, 2, 4, 8, and 10 wheat seeds per pot) at the same time as the *R. raphanistrum* seedlings were transplanted (Figure 1). Each treatment (flowering time by wheat density) was replicated five times. Plants were fertilized with a slow-release fertilizer (Osmocote® Plus Trace Elements Landscape Formula, N 16.3%, P 4%, K 10%, trace elements, Scotts Australia, Bella Vista, NSW 2153, Australia) at a rate of 759 mg kg⁻¹ soil to ensure adequate nutrition. Pots were maintained in outside conditions and irrigated every 12 h to field capacity to reduce the potential for water stress to induce early flowering.

For the duration of the trial, the date at which the first flower opened (as determined by the protrusion of the corolla beyond the calyx) and the height of the first flower in *R. raphanistrum* were recorded. When wheat plants reached anthesis (Z69) (Zadoks et al. 1974), *R. raphanistrum* and wheat plants were harvested separately (by cutting at the soil level) and dried for 72 h at 65 C before aboveground biomass assessment.

Statistical Analysis

The data were checked for normality and homogeneity of residual variances using the Shapiro-Wilk and Bartlett tests, respectively, and transformations where required. Seedling growth of G0 and EF5 populations was compared at 3, 9, and 14 DAE. The variances were not homogeneous, so the data were transformed using $\log_e(x + 1)$. A linear regression was then conducted using the transformed fresh weight against DAE, with the populations considered as groups (Genstat, VSN International v. 19.1.021390, Hemel Hempstead, UK, www.vsnl.co.uk).

For the growth rate experiments conducted both with and without wheat competition in the glasshouse, growth parameters, including relative growth rate (RGR), net assimilation rate (NAR), and leaf area ratio (LAR), were calculated for each sampling date using the growth analysis equation of Hunt et al. (2002):

$$\frac{dW}{Wdt} = \frac{dW}{L_A dt} \times \frac{L_A}{W} \quad [1]$$

(RGR)(NAR)(LAR)

where t is time, W is total dry weight per plant, and L_A is total leaf area per plant. The calculations for the estimated growth variables (Hunt 1982; Poorter and Nagel 2000) are described in Table 1. This was followed by one-way ANOVA (completely randomized design) to test whether the early-flowering EF5 population had reduced growth compared with the unselected G0 population. The fixed effects were the populations.

For the outdoor experiment with different levels of wheat competition, linear regression was conducted using time to flower, height of first flower, or aboveground biomass of *R. raphanistrum* as the dependent variable against wheat density, with the populations as groups. Wheat biomass was also regressed against wheat density, with the two *R. raphanistrum* populations considered as groups. Lack-of-fit F -tests were used to confirm the suitability of the linear regressions.

Results and Discussion

Early Growth of Flowering Time–Selected *Raphanus raphanistrum* Populations

Linear regression of plant biomass (fresh weight) during the seedling stage (up to 14 DAE) indicated that there were no significant differences between the growth rate (slopes) or initial biomass weights (intercepts) of the two flowering time–divergent populations (Table 2). Similarly, at 26 DAE, there were no significant differences in biomass ($P > 0.05$) between the EF5 and G0 populations when grown with and without wheat competition (200 plants m⁻²) (Figure 2). Analysis from 14 to 26 DAE showed, as expected, a reduction in the RGR in plants competing with wheat versus plants grown in the absence of competition, regardless of the population (Table 3). The observed reduction in RGR under wheat competition was mainly driven by reductions in NAR (Table 3). However, analysis showed that individuals from both the EF5 and G0 populations exhibited comparable RGR, NAR, and LAR under similar growing conditions (i.e., with or without wheat competition) (Table 3). When measured at 25 DAE without wheat competition, the photosynthesis rate of both the EF5 and G0 populations were similar (22.8 ± 1.9 and 21.0 ± 2.1 $\mu\text{mol CO}_2 \text{ m}^{-2} \text{ s}^{-1}$, respectively, $P > 0.05$).

Effect of Wheat Competition on *Raphanus raphanistrum* Flowering Time

The EF5 population flowered 17 d earlier ($P < 0.001$) than the G0 population in the absence of wheat competition (Figure 3). However, EF5 and G0 populations were found to respond differently to increasing wheat competition. Increasing wheat density significantly ($P = 0.001$) delayed flowering time in the G0 (Figure 3). Similar results were also found in other weed species

Table 1. Measured and estimated vegetative plant growth variables for the early flowering-selected (EF5) and unselected (G0) *Raphanus raphanistrum* populations.

Attribute (dimension)	Symbol or formula
Non-leaf aboveground biomass (g)	W_{NL}
Leaf biomass (g)	W_L
Leaf area (cm^2)	L_A
Total aboveground biomass (g)	$W = W_{NL} + W_L$
Relative growth rate (RGR) ($\text{mg mg}^{-1} \text{d}^{-1}$)	$(\ln W_2 - \ln W_1)/(t_2 - t_1)$
Net assimilation rate (NAR) ($\text{mg cm}^{-2} \text{d}^{-1}$)	$[(W_2 - W_1)(\ln L_{A2} - \ln L_{A1})]/[(t_2 - t_1)(L_{A2} - L_{A1})]$
Leaf area ratio (LAR) ($\text{cm}^2 \text{mg}^{-1}$)	L_A/W

Table 2. Linear regression for fresh weight of *Raphanus raphanistrum* seedlings for the unselected population G0 and early-flowering population EF5.^a

Regression parameter	Estimate	SE	P
G0 intercept	2.817	0.184	<0.001
G0 slope	0.2065	0.0194	<0.001
EF5 intercept	2.927	0.142	<0.001
EF5 slope	0.2029	0.0185	<0.001

^aPlants ($n = 6$) were grown in MS medium (24/20 C day/night, 12-h photoperiod) and sampled at 3, 9, and 14 d after emergence (DAE). Data were $\log_e(x + 1)$ transformed.

such as common lambsquarters (*Chenopodium album* L.) and barnyardgrass [*Echinochloa crus-galli* (L.) P. Beauv.] (Bastiaans and Drenth 1999). Delayed flowering under increasing wheat competition is expected to compromise seed production and overall fitness of the G0 population, as extended flowering time is unlikely due to proximity of wheat harvest time. However, the EF5 population exhibited no change ($P = 0.334$) in flowering time when grown under increasing wheat competition. Population EF5 has been shown to have a significant reduction in thermal time requirement for flowering (269 cumulative growing degree days [GDD] for the EF5 compared with 446 cumulative GDD for G0) (Ashworth et al. 2016). Thus, early flowering in plants from the EF5 population is associated with a reduced thermal time requirement, regardless of crop competition.

Effect of Wheat Competition on *Raphanus raphanistrum* Height at Flowering

The height of the first flower varied between EF5 and G0 populations ($P = 0.002$). In the absence of wheat competition, the height of the first flower for the EF5 population was 55% lower (11.1 cm) than that of the G0 population (24.8 cm) (Figure 4). Seed retention height at harvest is vital to the efficacy of HWSC, as it determines how many weed seeds can be potentially intercepted by the harvest operation (Walsh and Powles 2014). The decreased height of the first flower in the EF5 population compared with the G0 population indicates that the early-flowering adaptation in *R. raphanistrum* may result in more seeds being located below the practical harvest cutting height of about 15 cm (Walsh and Powles 2014). As a result, a population adapted for early flowering is more likely to evade HWSC and replenish the soil seedbank.

Reductions in PAR due to crop competition result in more erect growth and elongated forms in shade-intolerant annual weeds (Morgan et al. 2002; Vandenbussche et al. 2005). Under increasing

wheat competition, the height of the first flowers increased in a similar manner for both *R. raphanistrum* populations, as there were no significant differences ($P = 0.238$) in the slope of the two regression lines for both the G0 and EF5 populations (Figure 4). Specifically, the height of the first flower in the EF5 population changed from being below the average harvest cutting height (15 cm) to being approximately 8 cm above the cutting height when in competition with wheat at ≥ 160 plants m^{-2} (Figure 4). This indicates that increasing crop competition using higher wheat seeding rates is likely to increase the height of the lowest pod in the early flowering-time *R. raphanistrum* population, thereby increasing its susceptibility to HWSC interception. This effect of wheat competition on increasing the seed retention height has previously been demonstrated in rigid ryegrass (*Lolium rigidum* Gaudin) (Walsh et al. 2018a).

Effect of Wheat Competition on *Raphanus raphanistrum* Biomass

As expected, aboveground vegetative biomass decreased with increasing wheat densities for both the EF5 and G0 populations ($P < 0.001$). As there were no significant differences between the slopes ($P = 0.254$) or intercepts ($P = 0.401$) of the two regression lines, the biomass response to increasing wheat densities was similar between EF5 and G0 populations (Figure 5).

Previous studies have demonstrated that evolved changes in life-history traits may result in suboptimal reproduction timing or low vegetative growth, which may affect reproductive fitness (Baucom 2019; Vila-Aiub et al. 2009). In annual species like *R. raphanistrum*, changes in the growth rate and plant size have been shown to correlate positively with changes in fecundity (Campbell and Snow 2007; Weiner 2004; Weiner et al. 2009). However, when grown both with and without wheat competition in the same environment, the EF5 population did not exhibit a reduced growth rate during the vegetative growth stage compared with the G0 population (Table 3), indicating that early-flowering time in *R. raphanistrum* did not reduce early vegetative competitive ability (Figure 5). Collectively, these results may indicate that there is little fitness cost associated with an early flowering time adaptation in *R. raphanistrum*.

Ecological Significance and Management of Early-flowering *Raphanus raphanistrum*

Raphanus raphanistrum has shown sufficient genetic variability for rapid adaptive changes in flowering time (Ashworth et al. 2016). Under recurrent selection for early flowering, notable phenotypic changes have been observed. Associated with a decrease in 344 Cd in flowering time thermal requirement, early-flowering plants have been shown to exhibit a prostrate growth form with significant reductions in plant biomass at flowering and height of flowering compared with unselected plants (Ashworth et al. 2016).

It has been speculated that these phenotypic changes associated with early-flowering time are likely to compromise overall fitness due to small plant size-based lower fecundity (Ashworth et al. 2016). However, plant fitness is always dependent on the environment (Vila-Aiub 2019), and thus reduced time from germination to flowering can result in an ecological advantage ensuring more time to produce mature viable seed (Yaish et al. 2011) under stressful conditions imposed by climate change (Johansson et al. 2013),

Table 3. Mean estimates of relative growth rate (RGR), net assimilation rate (NAR), and leaf area ratio (LAR) of the early flowering–selected (EF5) and the unselected (G0) *Raphanus raphanistrum* populations when grown under temperature- and nitrogen-controlled conditions with and without wheat competition.^a

Growth traits	With wheat competition			No wheat competition		
	EF5	G0	P-value	EF5	G0	P-value
RGR (mg mg ⁻¹ d ⁻¹)	0.214 (0.004)	0.229 (0.009)	0.166	0.283 (0.004)	0.290 (0.003)	0.169
NAR (mg cm ⁻² d ⁻¹)	0.801 (0.021)	0.862 (0.065)	0.398	1.162 (0.030)	1.103 (0.029)	0.290
LAR (cm ² mg ⁻¹)	0.261 (0.008)	0.254(0.016)	0.706	0.222 (0.008)	0.242 (0.007)	0.061

^aGrowth parameters were estimated between 14 and 26 d after emergence. P-values are from one-way ANOVA on individual traits (values in parentheses denote standard errors of the mean, $n = 5$).

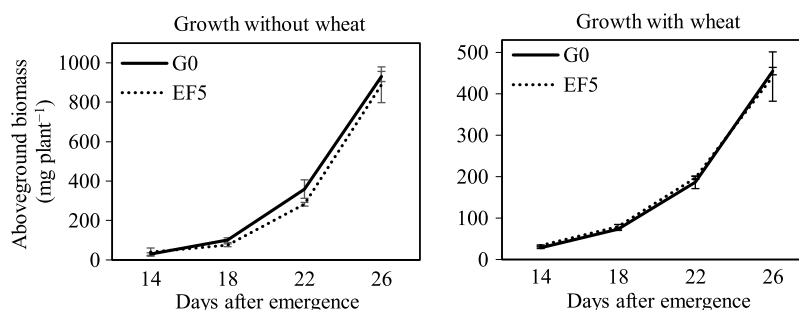


Figure 2. Changes in aboveground biomass in the early flowering–selected EF5 and unselected G0 *Raphanus raphanistrum* populations over time, without and with wheat competition between 14 and 26 d after emergence. Vertical bars denote standard errors of the mean of five replicates.

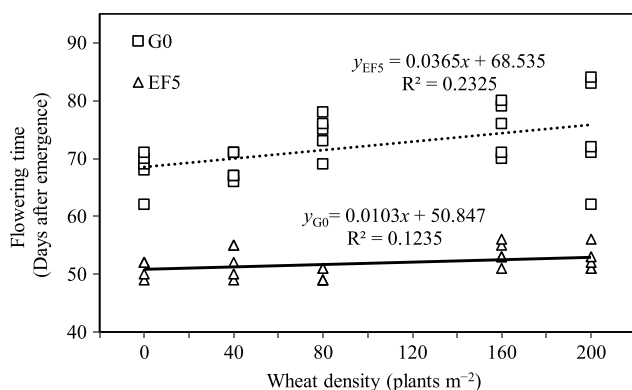


Figure 3. Response of flowering time of the early flowering–selected (EF5) and unselected (G0) *Raphanus raphanistrum* populations ($n = 5$) under increasing competition with wheat.

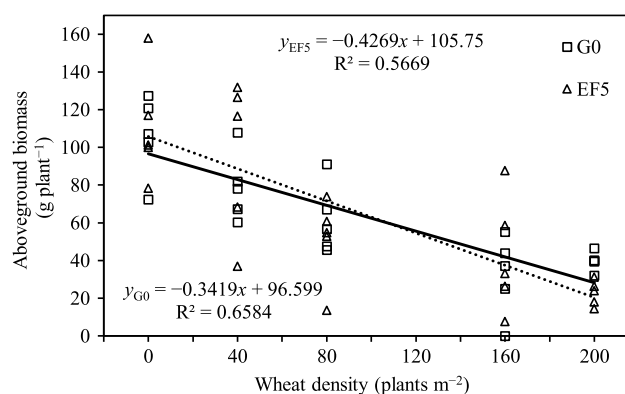


Figure 5. Biomass of the early flowering–selected EF5 and the unselected G0 *Raphanus raphanistrum* populations at wheat anthesis when grown with increasing wheat plant densities ($n = 5$).

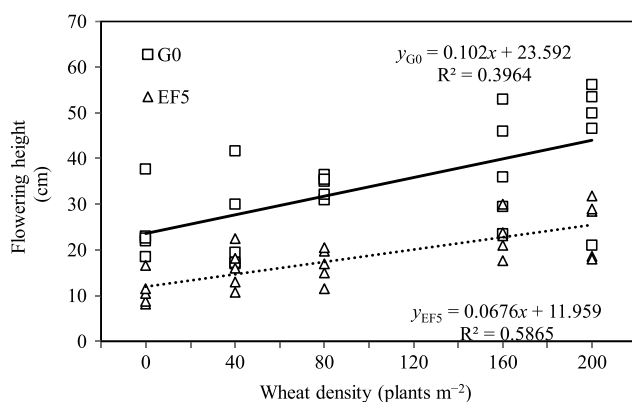


Figure 4. The mean height at flowering for the early flowering–selected EF5 and the unselected G0 *Raphanus raphanistrum* populations grown under increasing wheat plant densities ($n = 5$).

herbicide treatment (Mortimer 1997), herbivory (Juenger and Bergelson 2000), and application of HWSC (Ashworth et al. 2016).

In this contribution, we show that under increasing wheat competition, early flowering in EF5 remains a stable trait contrary to the observed further delay in flowering time in unselected G0 plants. However, as demonstrated here, under wheat competition, increase in the height of flowers in early-flowering plants is evident, and this would enable seed capture and therefore a return to HWSC susceptibility (Walsh et al. 2018a).

However, within the highly genetic variation present in *R. raphanistrum*, wheat competition and HWSC will select for not only early-flowering time but also lower flower height, seed shattering, and prostrate growth forms in plants with impaired fecundity. The combination of these phenotypic changes will encompass the best survival strategy under recurrent selection of HWSC, which is an undesired outcome for weed management. With this

in mind, this study highlights the need for increased attention to be given to weed life cycle adaptations and cropping systems that not only increase herbicide use diversity but also diversify the timing of non-herbicide weed control tactics.

Acknowledgments. This research was funded by the Australian Herbicide Resistance Initiative (AHRI) and the Grains Research and Development Corporation (GRDC). No conflicts of interest have been declared.

References

- Alemseged Y (2001) A farmer survey of weed management and herbicide resistance problems of winter crops in Australia. *Plant Prot Q* 16:21–25
- Ashworth MB, Walsh MJ, Flower KC, Vila-Aiub MM, Powles SB (2016) Directional selection for flowering time leads to adaptive evolution in *Raphanus raphanistrum* (wild radish). *Evol Appl* 9:619–629
- Bastiaans L, Drenth H (1999) Late-emerging weeds: phenotypic plasticity and contribution to weed population growth. Page 3 in *Proceedings of the 11th European Weed Research Society Symposium*. Basel, Switzerland, June 28 to July 1, 1999
- Baucom RS (2019) Evolutionary and ecological insights from herbicide-resistant weeds: what have we learned about plant adaptation, and what is left to uncover? *New Phytol* 223:68–82
- Blackshaw RE, Lemerle D, Mailer R, Young KR (2002) Influence of wild radish on yield and quality of canola. *Weed Sci* 50:344–349
- Campbell LG, Snow AA (2007) Competition alters life history and increases the relative fecundity of crop–wild radish hybrids (*Raphanus* spp.). *New Phytol* 173:648–660
- Cheam A, Code G (1995) The biology of Australian weeds. 24. *Raphanus raphanistrum* L. *Plant Prot Q* 10:2–13
- Chaine I (2010) Why does phenology drive species distribution? *Phil Trans Roy Soc B* 365:3149–3160
- Conner JK, Franks R, and Stewart C (2003) Expression of additive genetic variances and covariances for wild radish floral traits: comparison between field and greenhouse environments. *Evolution* 57:487–495
- Cousens R, Warringa J, Cameron J, Hoy V (2001) Early growth and development of wild radish (*Raphanus raphanistrum* L.) in relation to wheat. *Aust J Agr Res* 52:755–769
- Ehrlén J (2015) Selection on flowering time in a life-cycle context. *Oikos* 124:92–101
- Elzinga JA, Atlan A, Biere A, Gigord L, Weis AE, Bernasconi G (2007) Time after time: flowering phenology and biotic interactions. *Trends Ecol Evol* 22:432–439
- Eslami SV, Gill GS, Bellotti B, McDonald G (2006) Wild radish (*Raphanus raphanistrum*) interference in wheat. *Weed Sci* 54:749–756
- Han H, Vila-Aiub MM, Jalaludin A, Yu Q, Powles SB (2017) A double EPSPS gene mutation endowing glyphosate resistance shows a remarkably high resistance cost. *Plant Cell Environ* 40:3031–3042
- Hashem A, Wilkins N (2002) Competitiveness and persistence of wild radish (*Raphanus raphanistrum* L.) in a wheat-lupin rotation. Pages 712–715 in *Proceedings of the 13th Australian Weeds Conference: Weeds “Threats Now and Forever?”* Perth, Australia, September 8–13, 2002
- Hunt R (1982) *Plant Growth Curves: The Functional Approach to Plant Growth Analysis*. London: Edward Arnold. 248 p
- Hunt R, Causton D, Shipley B, Askew A (2002) A modern tool for classical plant growth analysis. *Ann Bot* 90:485–488
- Johansson J, Bolmgren K, Jonzén N (2013) Climate change and the optimal flowering time of annual plants in seasonal environments. *Glob Change Biol* 19:197–207
- Juenger T, Bergelson J (2000) The evolution of compensation to herbivory in *Scarlet gilia*, *Ipomopsis aggregata*: herbivore-imposed natural selection and the quantitative genetics of tolerance. *Evolution* 54:764–777
- Madhou P, Wells A, Pang E, Stevenson T (2005) Genetic variation in populations of Western Australian wild radish. *Aust J Agr Res* 56:1079–1087
- Mazer SJ (1987) The quantitative genetics of life history and fitness components in *Raphanus raphanistrum* L. (Brassicaceae): ecological and evolutionary consequences of seed-weight variation. *Am Nat* 130:891–914
- Menchari Y, Chauvel B, Darmency H, Délye C (2008) Fitness costs associated with three mutant acetyl-coenzyme A carboxylase alleles endowing herbicide resistance in black-grass *Alopecurus myosuroides*. *J Appl Ecol* 45:939–947
- Morgan PW, Finlayson SA, Childs KL, Mullet JE, Rooney WL (2002) Opportunities to improve adaptability and yield in grasses. *Crop Sci* 42:1791–1799
- Mortimer AM (1997) Phenological adaptation in weeds—an evolutionary response to the use of herbicides? *Pestic Sci* 51:299–304
- Murashige T, Skoog F (1962) A revised medium for rapid growth and bioassays with tobacco tissue cultures. *Physiol Plantarum* 15:473–497
- Norsworthy JK, Korres NE, Walsh MJ, Powles SB (2016) Integrating herbicide programs with harvest weed seed control and other fall management practices for the control of glyphosate-resistant Palmer amaranth (*Amaranthus palmeri*). *Weed Sci* 64:540–550
- Owen MJ, Martinez NJ, Powles SB (2015) Multiple herbicide-resistant wild radish (*Raphanus raphanistrum*) populations dominate Western Australian cropping fields. *Crop Pasture Sci* 66:1079–1085
- Pedersen BP, Neve P, Andreassen C, Powles SB (2007) Ecological fitness of a glyphosate-resistant *Lolium rigidum* population: growth and seed production along a competition gradient. *Basic Appl Ecol* 8:258–268
- Poorter H, Nagel O (2000) The role of biomass allocation in the growth response of plants to different levels of light, CO₂, nutrients and water: a quantitative review. *Funct Plant Biol* 27:1191–1191
- Powles SB, Yu Q (2010) Evolution in action: plants resistant to herbicides. *Annu Rev Plant Biol* 61:317–347
- Roux F, Gasquez J, Reboud X (2004) The dominance of the herbicide resistance cost in several *Arabidopsis thaliana* mutant lines. *Genetics* 166:449–460
- Shirtliffe SJ, Entz MH (2005) Chaff collection reduces seed dispersal of wild oat (*Avena fatua*) by a combine harvester. *Weed Sci* 53:465–470
- Tardif FJ, Rajcan I, Costea M (2006) A mutation in the herbicide target site acetohydroxyacid synthase produces morphological and structural alterations and reduces fitness in *Amaranthus powellii*. *New Phytol* 169:251–264
- Vandenbussche F, Pierik R, Millenaar FF, Voeseek LA, Van Der Straeten D (2005) Reaching out of the shade. *Curr Opin Plant Biol* 8:462–468
- Vermeulen PJ (2015) On selection for flowering time plasticity in response to density. *New Phytol* 205:429–439
- Vila-Aiub MM (2019) Fitness of herbicide-resistant weeds: current knowledge and implications for management. *Plants* 8:469–480
- Vila-Aiub MM, Neve P, Powles SB (2009) Fitness costs associated with evolved herbicide resistance alleles in plants. *New Phytol* 184:751–767
- Walsh MJ, Broster JC, Aves C, Powles SB (2018a) Influence of crop competition and harvest weed seed control on rigid ryegrass (*Lolium rigidum*) seed retention height in wheat crop canopies. *Weed Sci* 66:627–633
- Walsh MJ, Broster JC, Schwartz-Lazaro LM, Norsworthy JK, Davis AS, Tidemann BD, Beckie HJ, Lyon DJ, Soni N, Neve P, Bagavathiannan MV (2018b) Opportunities and challenges for harvest weed seed control in global cropping systems. *Pest Manag Sci* 74:2235–2245
- Walsh MJ, Maguire N, Powles SB (2009) Combined effects of wheat competition and 2,4-D amine on phenoxy herbicide resistant *Raphanus raphanistrum* populations. *Weed Res* 49:316–325
- Walsh M, Newman P (2007) Burning narrow windrows for weed seed destruction. *Field Crop Res* 104:24–30
- Walsh M, Newman P, Powles S (2013) Targeting weed seeds in-crop: a new weed control paradigm for global agriculture. *Weed Technol* 27:431–436
- Walsh MJ, Owen MJ, Powles SB (2007) Frequency and distribution of herbicide resistance in *Raphanus raphanistrum* populations randomly collected across the Western Australian wheatbelt. *Weed Res* 47:542–550
- Walsh MJ, Powles SB (2007) Management strategies for herbicide-resistant weed populations in Australian dryland crop production systems. *Weed Technol* 21:332–338

- Walsh MJ, Powles SB (2014) High seed retention at maturity of annual weeds infesting crop fields highlights the potential for harvest weed seed control. *Weed Technol* 28:486–493
- Weiner J (2004) Allocation, plasticity and allometry in plants. *Perspect Plant Ecol* 6:207–215
- Weiner J, Campbell LG, Pino J, Echarte L (2009) The allometry of reproduction within plant populations. *J Ecol* 97:1220–1233
- Yaish MW, Colasanti J, Rothstein SJ (2011) The role of epigenetic processes in controlling flowering time in plants exposed to stress. *J Exp Bot* 62:3727–3735
- Zadoks JC, Chang TT, Konzak CF (1974) A decimal code for the growth stages of cereals. *Weed Res* 14:415–421